

# Chimpanzee ethnography reveals unexpected cultural diversity

Christophe Boesch <sup>1,2</sup>✉, Ammie K. Kalan <sup>1</sup>, Roger Mundry<sup>1</sup>, Mimi Arandjelovic <sup>1</sup>, Simone Pika <sup>3</sup>, Paula Dieguez <sup>1</sup>, Emmanuel Ayuk Ayimisin<sup>1</sup>, Amanda Barciela <sup>4</sup>, Charlotte Coupland<sup>1</sup>, Villard Ebot Egbe<sup>1</sup>, Manasseh Eno-Nku<sup>5</sup>, J. Michael Fay<sup>6</sup>, David Fine<sup>5</sup>, R. Adriana Hernandez-Aguilar <sup>7</sup>, Veerle Hermans<sup>8</sup>, Parag Kadam <sup>9</sup>, Mohamed Kambi<sup>1</sup>, Manuel Llana <sup>4</sup>, Giovanna Maretta<sup>1</sup>, David Morgan<sup>10,11</sup>, Mizuki Murai<sup>1</sup>, Emily Neil <sup>1</sup>, Sonia Nicholl <sup>1</sup>, Lucy Jayne Ormsby<sup>1</sup>, Robinson Orume<sup>12</sup>, Liliana Pacheco <sup>4</sup>, Alex Piel<sup>13</sup>, Crickette Sanz<sup>11,14,15</sup>, Lilah Sciaky<sup>1</sup>, Fiona A. Stewart <sup>13</sup>, Nikki Tagg <sup>3,16</sup>, Erin G. Wessling <sup>1,17</sup>, Jacob Willie<sup>8,18</sup> and Hjalmar S. Kühl <sup>1,19</sup>

**Human ethnographic knowledge covers hundreds of societies, whereas chimpanzee ethnography encompasses at most 15 communities. Using termite fishing as a window into the richness of chimpanzee cultural diversity, we address a potential sampling bias with 39 additional communities across Africa. Previously, termite fishing was known from eight locations with two distinguishable techniques observed in only two communities. Here, we add nine termite-fishing communities not studied before, revealing 38 different technical elements, as well as community-specific combinations of three to seven elements. Thirty of those were not ecologically constrained, permitting the investigation of chimpanzee termite-fishing culture. The number and combination of elements shared among individuals were more similar within communities than between them, thus supporting community-majority conformity via social imitation. The variation in community-specific combinations of elements parallels cultural diversity in human greeting norms or chopstick etiquette. We suggest that termite fishing in wild chimpanzees shows some elements of cumulative cultural diversity.**

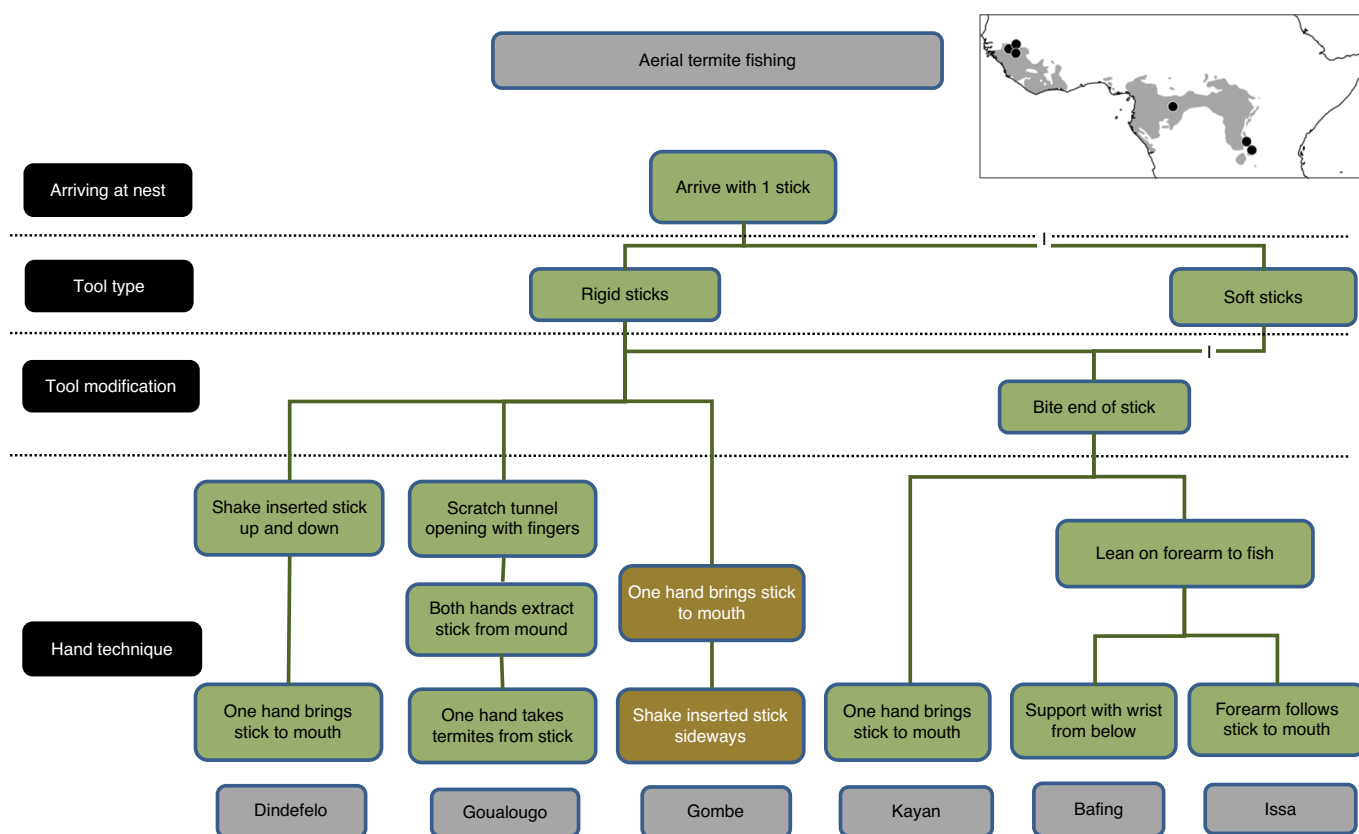
Comparative cultural studies are hampered by the fact that humans are by far the most intensively studied species with many hundreds of well-known different societies<sup>1,2</sup>, while non-human species are mostly known from a few populations reaching one dozen in the second-most-studied species, the chimpanzee<sup>3,4</sup>. Notwithstanding, chimpanzee cultural abilities have been proposed to be limited to simple elements that could be invented independently by each individual performing a given technique<sup>5–7</sup>. Multiple captive studies with chimpanzees and other animal species tend to support this conclusion and suggest that culture, if present, is not based on a faithful learning mechanism nor any form of teaching, limiting it to simple elements<sup>5–7</sup>.

Studies on chimpanzee communities have frequently revealed undocumented behavioural variants for the species, such as algae fishing, accumulative stone throwing, water dipping, cave use or sequential tool use<sup>8–12</sup>. Additionally, recent research on neighbouring chimpanzee communities has revealed the persistence of cultural differences within the same environment<sup>13,14</sup>. Both suggest that incomplete sampling could lead to underestimated chimpanzee

cultural complexity<sup>4</sup>. In an attempt to overcome this limitation, we launched a large-scale cross-sectional study with the aim of sampling additional chimpanzee communities for addressing questions about cultural complexity and their potential ecological and social drivers<sup>15</sup>. Here, we present a detailed ethnographic analysis of chimpanzee termite fishing observed in ten communities, with the following goals: (1) document the technical elements used by chimpanzees when extracting termites living in (a) aerial (epigeal) and (b) underground mounds, (2) test whether community-specific techniques are present and, if so, (3) assess whether these community-specific techniques could represent a case of cumulative cultural evolution. Given that we investigated variation in the termite-fishing techniques of chimpanzees, any evidence for conformity (a pattern of within-group homogeneity), in the absence of ecological constraints, would support process-oriented imitation rather than end-state emulation or trial-and-error learning<sup>5,16</sup> since termite extraction was successful in all instances.

We collected 1,463 1-min camera-trap videos of chimpanzee termite fishing from ten communities (range 14–184 for aerial

<sup>1</sup>Max Planck Institute for Evolutionary Anthropology, Leipzig, Germany. <sup>2</sup>Wild Chimpanzee Foundation, Leipzig, Germany. <sup>3</sup>Institute for Cognitive Science, Comparative Biocognition, University of Osnabrück, Osnabrück, Germany. <sup>4</sup>Station Biologique Fouta Djallon, Instituto Jane Goodall España, Dindéfelo, Senegal. <sup>5</sup>WWF Kudu Zombo Programme, Yaoundé, Cameroon. <sup>6</sup>Agence Nationale des Parcs Nationaux, Libreville, Gabon. <sup>7</sup>Centre for Ecological and Evolutionary Synthesis, Department of Biosciences, University of Oslo, Oslo, Norway. <sup>8</sup>Centre for Research and Conservation, Royal Zoological Society of Antwerp, Antwerp, Belgium. <sup>9</sup>Department of Archaeology and Anthropology, University of Cambridge, Cambridge, UK. <sup>10</sup>Lester E. Fisher Center for the Study and Conservation of Apes, Chicago, IL, USA. <sup>11</sup>Congo Program, Wildlife Conservation Society, Brazzaville, Republic of Congo. <sup>12</sup>Korup Rainforest Conservation Society, Mundemba, Cameroon. <sup>13</sup>School of Natural Sciences and Psychology, Liverpool John Moores University, Liverpool, UK. <sup>14</sup>Department of Anthropology, Washington University, St. Louis, MO, USA. <sup>15</sup>Kyoto University Institute for Advanced Study, Kyoto University, Kyoto, Japan. <sup>16</sup>The Born Free Foundation, Horsham, UK. <sup>17</sup>Department of Human Evolutionary Biology, Harvard University, Cambridge, MA, USA. <sup>18</sup>Terrestrial Ecology Unit, Ghent University, Ghent, Belgium. <sup>19</sup>German Centre for Integrative Biodiversity Research, Leipzig, Germany. ✉e-mail: [boesch@eva.mpg.de](mailto:boesch@eva.mpg.de)



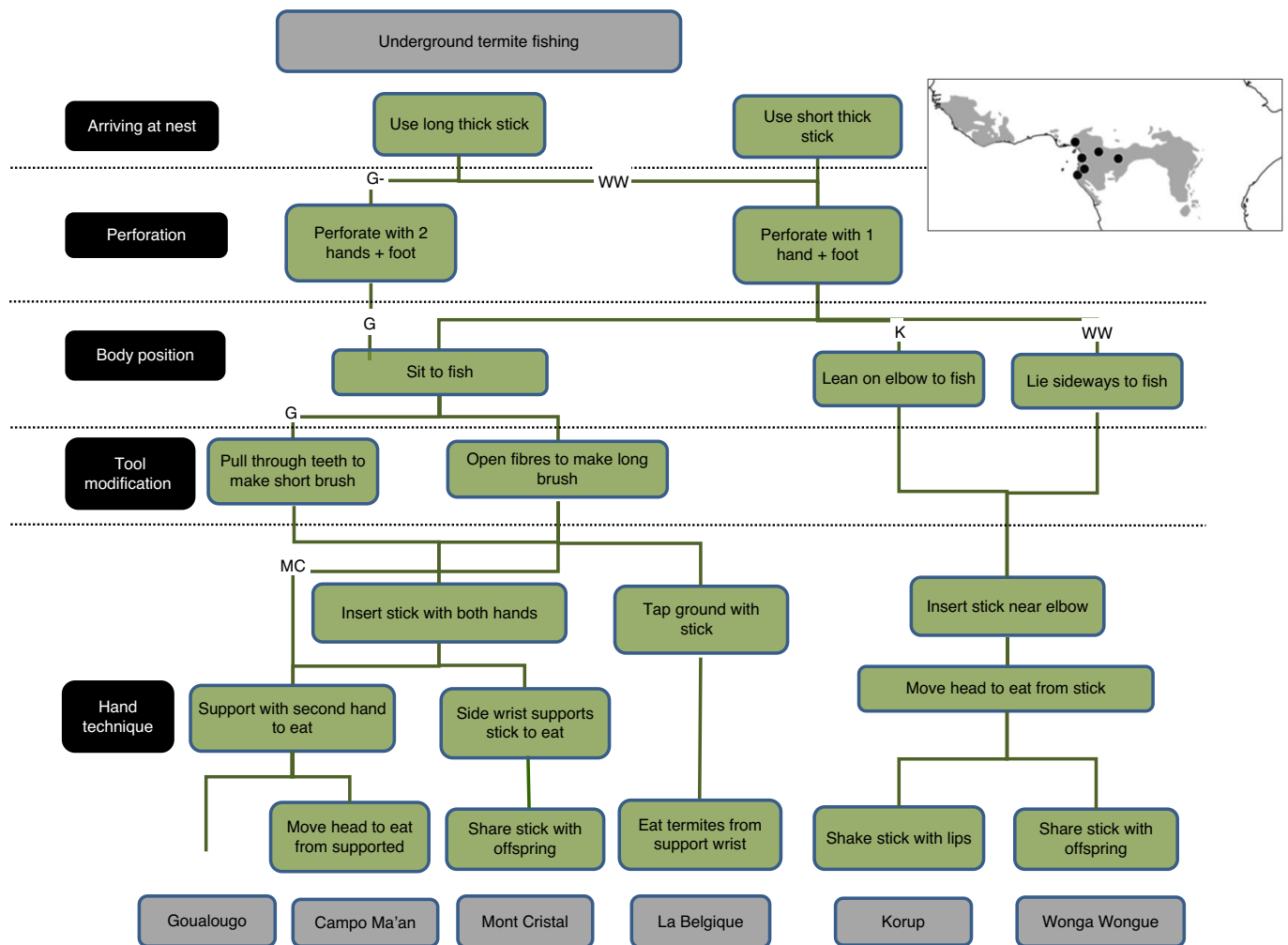
**Fig. 1 | Cultural diversity when fishing termites from aerial nests in six different chimpanzee communities.** Only elements observed in at least 50% of the individuals of a community and differing between communities are included (Supplementary Table 1). For Gombe chimpanzees, no quantification is provided (in brown). Each element in a box interconnects with the other elements present within each community; connections do not reflect a hierarchy but highlight the combinations of elements in each community. The variation in the combinations observed partly reflects different ecological challenges and social preferences (see Supplementary Table 1), while the number of elements within each community reflects an assumed accumulation process. I, Issa chimpanzees only. Credit: Figure reproduced with permission from The IUCN Red List of Threatened Species<sup>38</sup>. The map was generated with DIVA-GIS (<http://diva-gis.org/>).

termite fishing; 60–336 for underground termite fishing). These videos were analysed by C.B., who has over 40 years' experience observing wild chimpanzees. The termite-fishing ethogram describing individual technical elements created by C.B. was tested for reliability with S.P., an expert on great ape gestures, on a randomly chosen 10% of videos ( $n = 169$ ) from all ten termite-fishing communities without S.P. knowing the community or the element distribution between communities. Interobserver agreement in the classification of termite-fishing behaviours was 85% for technical elements, 90% for body part(s) used to fish, 100% for body part(s) used for support and 64% for position of the wrist (Cohen's  $\kappa$  test: all  $P < 0.001$ ). In addition, two more independent observers blind to the aim and hypothesis of the study, naïve to the ethogram, and unaware of the origin of the videos, coded the same videos with an average interobserver agreement of 93% (average  $\kappa = 0.657$ ;  $n = 31$  technical elements, with a  $\kappa$  higher than 0.8 for 11 of them and 30 out of 31  $\kappa$  values reaching significance at  $P \leq 0.05$ ;  $n = 73$  videos). An open-access video library demonstrates the variation in the technical elements coded for termite-fishing behaviour for the different chimpanzee communities (see [www.eva.mpg.de/primat/staff/boesch/termite-fishing-video-library.html](http://www.eva.mpg.de/primat/staff/boesch/termite-fishing-video-library.html)). For all elements identified, we further inferred whether the element could potentially be explained as the chimpanzees' response to ecological challenges presented by the termite mound structure and, if it was not, we assumed differences reflect social preferences (see Supplementary Table 3 for details).

## Results

**Aerial termite fishing.** Aerial termite fishing requires an individual to insert one thin twig into a tunnel, deep enough into the termite mound for the soldier termites to bite<sup>17</sup>. We discovered chimpanzees of three previously unstudied communities performing this technique (Fig. 1). In total, we distinguished 17 different elements for aerial termite fishing, of which 14 were inferred to be primarily socially transmitted, as no ecological constraints could be identified to explain the differences ( $n = 476$  videos providing 85 independent sequences of termite fishing including 116 individuals). There were strong community differences in the combinations of elements observed in most individuals within a community (Fig. 1 and Supplementary Table 1).

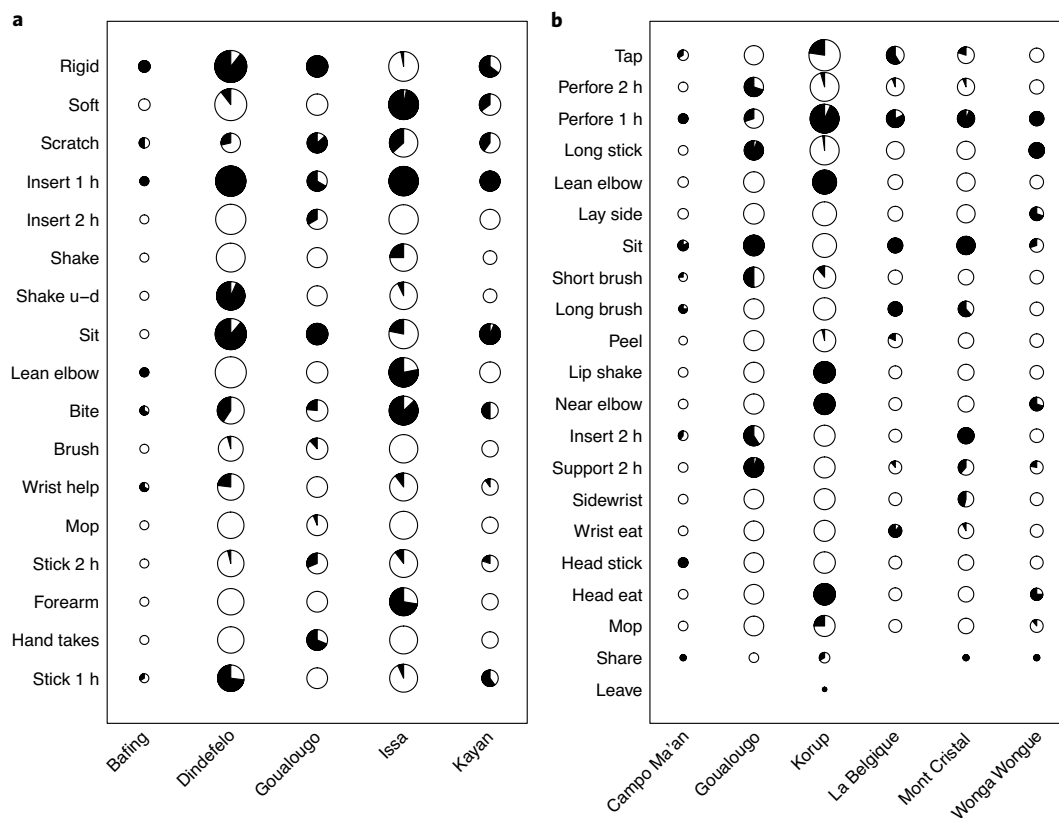
**Underground termite fishing.** Underground termite fishing involves the use of a tool-set comprising two different-sized sticks: a thick one to perforate (or puncture) the ground to gain access into the mound and a thinner one inserted into the tunnel made by the perforator to fish for termite soldiers<sup>10</sup>. We discovered three previously unstudied chimpanzee communities performing this technique, all located in Central Africa (Fig. 2). We observed 21 different technical elements in some, or only one, community ( $n = 987$  videos from 107 independent sequences including 132 individuals; Supplementary Table 2). We found strong community differences in the combinations of elements observed in most individuals within a community (Fig. 2) and 16 of these elements were inferred to be social preferences.



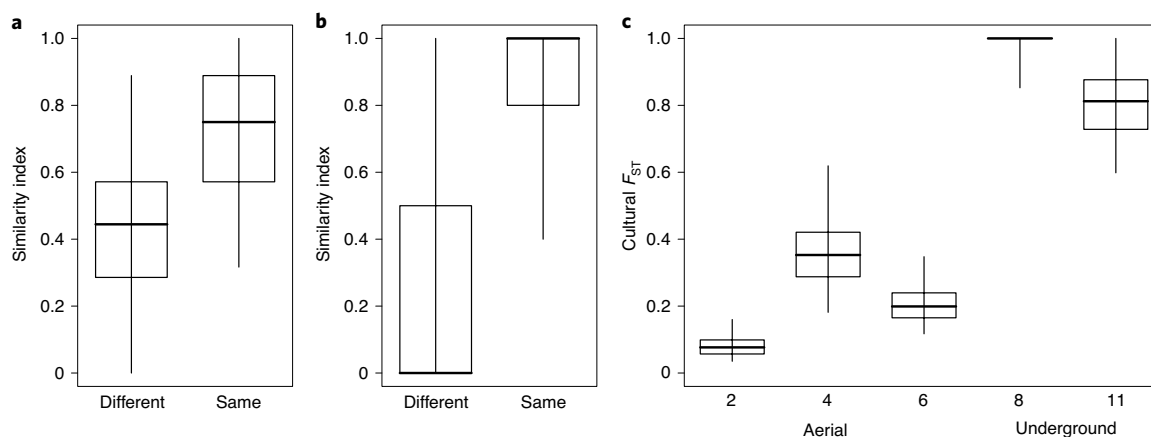
**Fig. 2 | Cultural diversity when fishing termites from underground nests in six different chimpanzee communities.** Only elements observed in at least 50% of the individuals of a community and differing between communities are included (Supplementary Table 2). Each element in a box interconnects with the other elements found within each community. Some elements are unique to a community (for example, ‘peel the bark’ of the stick in La Belgique chimpanzees, or ‘shake with the lips’ the inserted stick in Korup (K) chimpanzees), while others are shared among communities. The connections do not reflect a hierarchical order in performing the technique but highlight the distinguishing features of the combination of elements in each community. The technique used by Goulougo (G) chimpanzees is typified by six elements, including a unique perforation element as well as elements shared with other communities, ‘sit to fish’ shared with Campo Ma’an, Mont Cristal (MC) and La Belgique chimpanzees, while ‘pull through teeth to make short brush’, ‘support with two hands’ and ‘insert stick with both hands’ are shared with Campo Ma’an and Mont Cristal chimpanzees. WW, Wonga Wongue chimpanzees. Credit: Figure reproduced with permission from The IUCN Red List of Threatened Species<sup>38</sup>. The map was generated with DIVA-GIS (<http://diva-gis.org/>).

**Testing for group-specific combinations in termite fishing.** To investigate whether the combinations of elements observed for termite fishing (Figs. 1 and 2) were community specific, we first tested whether the frequency of occurrence of technical elements was community specific and second whether individuals from the same community shared more elements than they did with individuals from different communities. Using a generalized linear mixed model, we found that individuals shared significantly more elements within a community than with individuals from other communities (permutation test of the contribution of the combination of community and technical elements for aerial nests: s.d. = 3.28, 95% confidence interval (CI) 2.358–4.040,  $P=0.001$ ; underground nests: s.d. = 11.87, CI 13.157–23.468,  $P=0.001$ ; Fig. 3). As seen in Fig. 3, some elements were community specific differentiating them from others, such as ‘lean elbow’, which was only detected in Korup chimpanzees, while ‘lay side’ was specific to the Wonga Wongue chimpanzees. At the other extreme, ‘bite’ or ‘scratch’ occurred in all

communities but with different frequencies. Repeating the analysis by permuting mounds rather than individuals did not substantially affect the result (aerial nests: s.d. = 3.21, CI 2.253–4.163,  $P=0.003$ ; underground nests: s.d. = 10.97, CI 12.336–22.599,  $P=0.001$ ). The combination of elements exhibited by an individual was also significantly more like those of other individuals of the same community, compared with those of other communities (Sørensen similarity index considering only the putatively socially driven elements, leaving 14 elements for the aerial and 16 for the underground data—average similarity of combinations: aerial nests, different communities had 0.453, different individuals from the same community with 0.741, difference (CI) 0.289 (0.215–0.364); underground nests, different communities had 0.244, different individuals from the same community with 0.873, difference (CI) 0.629 (0.495–0.739); both  $P=0.001$ ; Fig. 4a). The fishing technique of the Korup chimpanzees was uniquely characterized by always including ‘perfore 1 h’, ‘lean elbow’, ‘lip shake’, ‘near elbow’ and ‘head eat’, while in Goulougo



**Fig. 3 | Occurrence of technical elements in ten different chimpanzee communities.** **a,b**, Techniques used by chimpanzees for aerial termite nests (**a**) and underground termite nests (**b**). The black fraction of the circles depicts the proportion of sequences in which the respective element was present, and the area of the circles depicts the number of sequences observed (range 1–54; variation of sample size within communities is due to occasional missing values that occurred when it could not be reliably seen whether a given element was present in a given sequence). Shake u–d, shake inserted stick up and down; h, hand; see Supplementary Tables 1 and 2 for definitions of all terms.



**Fig. 4 | Similarity (Sørensen's similarity index) between combinations of putative social elements only.** **a,b**, Combinations of elements compared for individuals belonging to different communities or the same community, observed at aerial (**a**) and underground (**b**) nests. Indicated are medians (thick horizontal lines), quartiles (boxes) and 2.5 and 97.5% quantiles (vertical lines). **c**, Cultural  $F_{ST}$  values for five groups of mutually exclusive technical elements (groups 2, 4 and 6 for aerial and groups 8 and 11 for underground nests; see Supplementary Table 3). Indicated are medians, quartiles, and 2.5 as well as 97.5 quantiles of the  $F_{ST}$  values obtained from different random selection of sequences.  $F_{ST}$  values close to 1 indicate complete separation between communities, as for groups 8 and 11; values between 0.1 and 0.4 indicate weaker separations between communities, as for groups 2, 4 and 6.

chimpanzees the 'long stick' is always combined with 'sit' and 'support 2 h' (support with two hands), and in the majority, with 'perfore 2 h' (perforate with two hands). Meanwhile, the La Belgique chimpanzees always combine 'perfore 1 h' (perforate with one hand) with

'long brush' and 'wrist eat' (Fig. 3; see Supplementary Tables 1 and 2 for definitions and descriptions of all techniques). Finally, a cultural fixation analysis<sup>18</sup> confirmed that elements where alternative elements are present clearly deviated from a random distribution

(Fig. 4c), with some technical elements showing a strong signal of cultural fixation (groups 8 and 11 for underground termite fishing in Supplementary Table 3) and others with more moderate separations between communities (groups 2, 4 and 6 in Supplementary Table 3).

## Discussion

By carrying out an ethnographic analysis of one of the best-studied chimpanzee cultural traits—termite fishing—we show that chimpanzee cultural diversity is currently underestimated due to an under-sampling of different populations. By studying additional communities, we have increased our knowledge about termite-fishing variation from two to 38 elements found in ten communities. Our results emphasize that community specificity in termite fishing is not only about the absence or presence of elements but also about the combinations of different elements in each community (Figs. 1 and 2). This adds a new dimension to the characterization of chimpanzee cultures.

We found that the combinations of elements forming community-specific techniques in termite fishing resembled a process of cumulative cultural evolution<sup>7,19,20</sup>. As our study was cross-sectional rather than longitudinal, we do not have historical records to reconstruct the order of invention and inclusion of those elements over time, nor whether they were invented by one or many individuals (but see refs. <sup>21,22</sup> for such evidence in other non-human animals). However, given the community specificity of the combinations of elements, when alternatives are present within communities, our results are best explained by a high-fidelity social learning mechanism. The mound structure of the most commonly consumed *Macrotermes* sp. varies extensively depending on the local microclimatic conditions<sup>23,24</sup> and would thus not explain the community-specific distribution of elements. This suggests that, in chimpanzees, social influences were stronger than ecological ones.

Although some scholars argue that the accumulation of elements should lead to successive improvements in the cultural trait<sup>7</sup>, others recognize that this improvement can also manifest itself in social improvements, comfort or well-being, which remain difficult to measure<sup>19</sup>. For example, in our study, comfort may have driven the variation across communities of chimpanzees lying, sitting or leaning whilst termite fishing (Supplementary Tables 1 and 2). Thus, at present, our observations are compatible with accumulated culture (sensu Dean et al.<sup>20</sup>), while a conclusion about true cumulative culture would require data on fishing efficiency being improved by the combinations of elements. The observation that potentially ecologically dependent technical elements were distributed more widely across communities than socially inferred ones (Supplementary Tables 1 and 2) reinforces the suggestion that social transmission is accompanied by a faithful copying mechanism, such as process-oriented imitation<sup>5</sup>, while the response to environmental challenges may be supported by more individual learning mechanisms<sup>7</sup>.

The present study is not without limitations. Due to the methodology used, we could only record spatially fixed behaviours. This led us to underestimate technical elements that occurred outside the field of view of the camera, or when individuals were positioned behind the mound or with their back towards the camera. While this may not affect the assessment of cultural diversity whenever we had a large number of videos for a community, this was not the case for Bafing, Kayan and Campo Ma'an chimpanzees. Therefore, we may still underestimate cultural diversity in chimpanzee termite fishing.

Limited population sampling has biased our knowledge of chimpanzee culture, preventing us from fully understanding human cultural uniqueness. We showed that chimpanzees have a larger termite-fishing diversity than previously assumed. More importantly, our findings suggest that 'chimpanzee etiquette', similar to human forms of etiquette<sup>25,26</sup>, is probably based on a high-fidelity social transmission mechanism among individuals of a population,

resulting in an accumulation of community-specific elements. Therefore, this study notably decreases the gap between chimpanzee and human cultural abilities.

## Methods

This study uses non-invasive behavioural observations collected on wild chimpanzees as part of the Pan African Programme: The Cultured Chimpanzee (PanAf). All field research complied with the ethical regulations and standards set by the relevant government authorities present within each host country (see Acknowledgements for a full list of governmental bodies that provided authorizations for this study). Moreover, no experiments on animals were conducted, therefore randomization of experimental protocols was not necessary. The sampling strategy for the PanAf was to conduct a minimum of 1 yr of fieldwork on wild chimpanzee communities that were unknown or poorly known behaviourally to scientists to better capture the variation present in this species. The communities were selected following different criteria: (1) a balanced number of communities for each African region, (2) a balanced representation of the main ecosystems inhabited by chimpanzees, (3) previous information on the presence of chimpanzees available for the site and (4) sufficient security for our field teams. After 8 yr of collecting data at 46 chimpanzee communities across the species range, for 1–30 months, we observed ten communities termite fishing, one of which was already known to do so (Goualougo). The study examined termite fishing camera-trap videos collected via the PanAf from all ten communities. Individual chimpanzees were identified both within and across each termite-fishing sequence (that is, across multiple videos). As in previous studies on chimpanzee tool use using camera-trap data<sup>8</sup>, individuals were identified using a combination of sexual characteristics, facial features and conspicuous markings or injuries.

**Ecological versus socially inferred behavioural elements.** To distinguish whether a technical element is primarily socially or ecologically driven, we used the following two definitions: a technical element for which the chimpanzee had different alternatives that are not constrained by ecological parameters was defined to be driven by social factors. In Supplementary Table 3, the alternative elements are identified by similarly numbered groups. On the other hand, a technical element that was obviously ecologically constrained was defined to be driven by ecological factors (Supplementary Table 3). Examples of ecological constraints include the structure and depth of the termite mound that could affect stick length, the hardness of the soil that could affect perforation technique, or the availability of raw material that could affect stick rigidity<sup>27</sup>. Detailed studies on the architecture of the *Macrotermes bellicosus* mounds, the species most often fished by chimpanzees, revealed extensive variability within the same local area due to specific microclimatic conditions<sup>23,24</sup>. Still, some ecological aspects could partly affect the use of other technical elements. However, we classified them as social as long as we observed that chimpanzees possess alternative elements with which they can respond. For example, the defensive behaviour of the termites could affect the stick shaking movements but, since chimpanzees shake the stick in different ways, we classified these elements as being socially driven (group 3 in Supplementary Table 3). Similarly, the termites may bite with differing efficiency at a stick with different ends but, since chimpanzees were seen to make small and long brushes, and bite or peel the extremity, we classified these elements as being socially driven (groups 5 and 9 in Supplementary Table 3).

**Interobserver reliability.** To determine reliability, two raters independently coded 23 technical elements (C.B. and S.P. and, later, J. Riedel and I. Ordaz-Németh). In the final analysis, we only included elements that occurred at a minimum of eight times across different communities and videos. We then measured reliability using Cohen's  $\kappa$ <sup>28</sup>, separately for behaviour, body part, supporting position, body part supporting and wrist position. For each of these, we determined  $\kappa$  twice, once considering cases in which the second rater did not see an element noted by the first rater as a mismatch and once excluding such cases. We further evaluated reliability on the level of the individual behavioural elements using a one-tailed binomial test. To this end, we counted the number of times the second rater coded the same behaviour as the first one. We then set the expected proportion of chance agreement to the product of the numbers of times both raters coded the behaviour in question, divided by the squared total of coded behaviours. As before, we applied this approach twice: once considering the cases in which the second rater did not see an element as a mismatch, and once excluding such cases. Details for the agreement between C.B. and S.P. are provided in Supplementary Tables 4 and 5.

**Statistical analysis.** *Distribution of different technical elements across communities.* As overall tests of whether the occurrence of technical elements was community specific, we fitted two generalized linear mixed models<sup>29</sup> with binomial error structure and logit link function<sup>30</sup>, one for the aerial termite data and one for the underground termite data. Into these, we included, besides the intercept as the sole fixed effect, random intercepts for the community, the mound, the individual, the technical element, and the combination of community and technical element. This last random intercept accounts for community-specific preferences for the use of technical elements. Furthermore, to account for varying observation times

per combination of individual and mound, we included it (log-transformed) as an offset term into the model<sup>30</sup>. Since tests of random effects are somewhat problematic<sup>31</sup>, and since the elements were in part mutually exclusive, we decided to conduct a permutation test<sup>32</sup> of whether the random intercept of the combination of community and technical element significantly contributed to explaining the response. To this end, we randomized the assignment of individuals to communities. We conducted 1,000 permutations into which we included the original data as one permutation. As the test statistic, we chose the estimated variance (precisely the standard deviation) in the response attributed to variation among the levels of the random effect of the combination of community and technical element. We determined the *P* value as the proportion of permutations revealing a test statistic at least as large as that of the original data. We indicate model estimates (standard deviations associated with the random intercepts effect of the combination of community and technical element) as a measure of effect size and determined their 95% confidence intervals by means of a parametric bootstrap ( $n = 1,000$ ). The models were fitted in R (v.3.4.4; ref. <sup>33</sup>) using the function `glmer` of the package `lme4` (v.1.1-17; ref. <sup>34</sup>) and we bootstrapped model estimates using the function `bootMer` of the same package. The sample sizes for aerial nests in these models were 1,546 total presences/absences (comprising 517 presences) of 17 technical elements for 71 individuals from five communities, observed at 23 mounds and 85 combinations of community and technical elements. For underground nests, the data included 1,788 total presences/absences (comprising 490 presences) of 21 technical techniques for 90 individuals from six communities and comprising 120 combinations of community and technical elements. From both data sets, we dropped combinations of individual and technical elements for which we could not reliably code the presence or absence of the behaviour.

However, potential differences between communities could also be largely driven by specificities of the particular mounds rather than individual preferences differing systematically between communities. We hence decided to run an additional permutation test in which we randomly shuffled the assignment of communities (and their individual members) among termite mounds. Since a few individuals had been observed at several different termite mounds, creating complications regarding the random assignment of communities to mounds, we excluded them from this analysis. Hence, this analysis is more conservative due to a smaller sample size in terms of the number individuals included in combination with fewer units (that is, mounds rather than individuals) being permuted. The sample sizes for these models were 1,064 total presences/absences (comprising 350 presences) of 17 technical elements for 62 individuals from five communities observed at 13 mounds and comprising 85 combinations of community and technical elements (aerial mounds) and 1,200 total presences/absences (comprising 324 presences) of technical elements for 77 individuals from six communities observed at 29 mounds and comprising 119 combinations of community and technical elements (underground mounds).

**Sharing of technical elements within compared to across communities.** To estimate whether individuals belonging to the same community shared more technical elements than individuals belonging to different communities, we measured the dyad-wise overlap between combinations of individuals by means of Sørensen's similarity index<sup>35</sup>. This is calculated as follows:

$$S_{\text{Sørensen}}_{i,j} = 2 \times N_{\text{sharedPres}} / (2 \times N_{\text{sharedPres}} + N_{\text{only } i} + N_{\text{only } j})$$

where  $N_{\text{sharedPres}}$  is the number of technical elements present in both individuals  $i$  and  $j$ , and  $N_{\text{only } i}$  and  $N_{\text{only } j}$  are the number of technical elements observed only in individual  $i$  and  $j$ , respectively. It is worth noting that Sørensen's index considers only technical elements present in at least one of the two individuals of a given dyad.

We tested whether individuals of the same community shared on average more technical elements than individuals of different communities by means of a Mantel-like permutation test<sup>36</sup>, which permuted the individuals across communities. As a test statistic, we used the absolute difference between the average similarity indices between individuals of the same and different communities, respectively. We conducted 1,000 permutations into which we included the original data as one permutation and determined the *P* value as the proportion of permutations revealing a test statistic at least as large as that of the original data. We conducted this test twice, separately for the aerial and underground nest data (Fig. 4a,b, respectively). As a measure of effect size we indicate the difference between the mean similarity indices between individuals of the same and different populations. We determined the 95% confidence interval of this measure by means of a non-parametric bootstrap ( $n = 1,000$ ), sampling the individuals. Since the individuals contributed differing numbers of sequences to the data, the bootstrapped data sets usually differed from the original one in terms of the number of sequences. For these analyses, we considered only those individuals for which all the behaviour elements considered in a data set (aerial or underground, respectively) could be reliably coded. Hence, the sample sizes for these analyses are smaller than for the models described above, namely 877 absences and 371 presences observed for 86 sequences of 60 individuals (aerial data) and 991 absences and 311 presences observed for 100 sequences of 68 individuals (underground data).

**Calculating the cultural fixation index.** To compare the proportion of variation in technical elements exhibited within and between populations, we calculated a cultural  $F_{\text{ST}}$ . Cultural  $F_{\text{ST}}$  is negatively correlated with within-group similarity, meaning higher  $F_{\text{ST}}$  values reflect more between-group differences than within-group differences. We used an approach similar to Bell and colleagues<sup>18</sup> but with a modification since the original method leads to  $F_{\text{ST}} > 1$  in highly differentiated populations. This modified cultural  $F_{\text{ST}}$  method was originally developed by Handley and Mathew<sup>37</sup> to account for variation in sample size and populations having unique traits specific to them. We calculated the  $F_{\text{ST}}$  separately for each group of putatively socially driven technical elements and also separately for aerial and underground nests. To determine cultural  $F_{\text{ST}}$  values we processed the data as follows. In a first step, we determined for each sequence of each individual which element of a given group of mutually exclusive elements it had used (see Supplementary Table 3 and Supplementary Data 7 for details of the  $F_{\text{ST}}$  calculation). This led to two matrices (one for aerial and one for underground nests), each with one row per sequence and one column for each group of mutually exclusive elements. Since some groups of mutually exclusive elements rarely occurred (when  $>50\%$  of the sequences did not have an entry for the respective group), we excluded them from the data and subsequently excluded all sequences in which for at least one of the remaining groups none of the mutually exclusive elements appeared. This subsetting of the data aimed at using the same sample size per each element of a given group of mutually exclusive patterns when calculating the cultural  $F_{\text{ST}}$ . The final sample for the aerial data consisted of 80 sequences from 53 individuals out of five communities with behaviours from three groups (2, 4 and 6) of mutually exclusive technical elements, and the final sample for the underground data consisted of 78 sequences from 58 individuals out of six communities with behaviours from two groups (8 and 11) of mutually exclusive technical elements. Since some of the individuals varied with regard to which particular element of a group of mutually exclusive elements they used in a given sequence, we then randomly selected one sequence per individual (generating a population of 'haploid' individuals) and then determined the cultural  $F_{\text{ST}}$  for each group of mutually exclusive elements. To remove the effects of any particular random selection, we repeated this 1,000 times and report average results and their variation (Fig. 4c).  $F_{\text{ST}}$  values were small in groups 2, 4 and 6 and comparatively large in groups 8 and 11 (Fig. 4c). Furthermore, particularly within groups 4 and 11,  $F_{\text{ST}}$  values varied considerably between different random selections of technical elements per individual.

**Reporting Summary.** Further information on research design is available in the Nature Research Reporting Summary linked to this article.

## Data availability

The data for this study are included in Supplementary Data 1–6.

## Code availability

The custom codes used for all statistical analyses are included in Supplementary Data 7 and 8.

Received: 23 July 2019; Accepted: 29 April 2020;

Published online: 25 May 2020

## References

- Collard, I. & Foley, R. Latitudinal patterns and environmental determinants of recent human cultural diversity: do humans follow biogeographical rules? *Evol. Ecol. Res.* **4**, 371–383 (2002).
- Foley, R. & Lahr, M. On stony ground: lithic technology, human evolution, and the emergence of culture. *Evol. Anthropol.* **12**, 109–122 (2003).
- Whiten, A. et al. Cultures in chimpanzee. *Nature* **399**, 682–685 (1999).
- Boesch, C. *Wild Cultures: A Comparison Between Chimpanzee and Human Cultures* (Cambridge Univ. Press, 2012).
- Tomasello, M. *The Cultural Origin of Human Cognition* (Harvard Univ. Press, 1999).
- Galef, B. Approaches to the study of traditional behaviors of free-living animals. *Anim. Learn. Behav.* **32**, 53–61 (2004).
- Tennie, C., Call, J. & Tomasello, M. Ratcheting up the ratchet: on the evolution of cumulative culture. *Phil. Trans. R. Soc. Lond. B* **364**, 2405–2415 (2009).
- Kühl, H. S. et al. Chimpanzee accumulative stone throwing. *Sci. Rep.* **6**, 22219 (2016).
- Boesch, C. et al. Chimpanzees routinely fish for algae with tools during the dry season in Bakoum, Guinea. *Am. J. Primatol.* **79**, 1–7 (2017).
- Sanz, C., Morgan, D. & Gulick, S. New insights into chimpanzees, tools, and termites from the Congo Basin. *Am. Nat.* **164**, 567–581 (2004).
- Lapiente, J., Hicks, C. & Linsenmair, E. Fluid dipping technology of chimpanzees in Comoé National Park, Ivory Coast. *Am. J. Primatol.* **79**, e22628 (2017).
- Pruetz, J. Evidence of cave use by savanna chimpanzees (*Pan troglodytes verus*) at Fongoli, Senegal. Implications for thermoregulatory behavior. *Primates* **48**, 316–319 (2007).

13. Luncz, L., Mundry, R. & Boesch, C. Evidence for cultural differences between neighboring chimpanzee communities. *Curr. Biol.* **22**, 922–926 (2012).
14. Pascual-Garrido, A. Cultural variation between neighbouring communities of chimpanzees at Gombe, Tanzania. *Sci. Rep.* **9**, 8260 (2019).
15. Kühl, H. et al. Human impact erodes chimpanzee behavioral diversity. *Science* **363**, 1453–1455 (2019).
16. Caldwell, C., Schillinger, K., Evans, C. & Hopper, C. End state copying by humans (*Homo sapiens*): implications for a comparative perspective on cumulative culture. *J. Comp. Psychol.* **126**, 161–169 (2012).
17. Goodall, J. Behaviour of free-living chimpanzees of the Gombe Stream area. *Anim. Behav. Monogr.* **1**, 163–311 (1968).
18. Bell, A., Richerson, P. & McElreath, R. Culture rather than genes provides greater scope for the evolution of large-scale human prosociality. *Proc. Natl Acad. Sci. USA* **106**, 17671–17674 (2009).
19. Mesoudi, A. & Thornton, A. What is cumulative cultural evolution? *Proc. R. Soc. B* **285**, 20180712 (2018).
20. Dean, L., Vale, G., Laland, K., Flynn, E. & Kendal, R. Human cumulative culture: a comparative perspective. *Biol. Rev.* **89**, 284–301 (2014).
21. Schofield, D., McGrew, W., Takahashi, A. & Hirata, S. Cumulative culture in nonhumans: overlooked findings from Japanese monkeys? *Primates* **59**, 113–122 (2018).
22. Hunt, G. & Gray, R. Diversification and cumulative evolution in New Caledonian crow tool manufacture. *Proc. R. Soc. B* **270**, 867–874 (2003).
23. Korb, J. in *Biology of Termites: A Modern Synthesis* (eds Bignell, D. et al.) 349–373 (Springer, 2011).
24. Korb, J. & Linsenmair, K. The effect of temperature on the architecture and distribution of *Macrotermes bellicosus* (Isoptera, Macrotermitinae) mounds in different habitats of a West African Guinea savanna. *Insectes Sociaux* **45**, 51–65 (1998).
25. Wang, E. Q. *Chopsticks: A Cultural and Culinary History* (Cambridge Univ. Press, 2015).
26. Firth, R. in *The Interpretation of Ritual* (ed. Fontaine, J.S.) 1–38 (Routledge Library Editions, 1972).
27. Sanz, C., Deblauwe, I., Tagg, N. & Morgan, D. Insect prey characteristics affecting regional variation in chimpanzee tool use. *J. Hum. Evol.* **71**, 28–37 (2014).
28. Siegel, S. & Castellan, N.J., Jr. *Nonparametric Statistics for the Behavioral Sciences* 2nd edn (McGraw-Hill, 1988).
29. Baayen, R. H. *Analyzing Linguistic Data* (Cambridge Univ. Press, 2008).
30. McCullagh, P. & Nelder, J. A. *Generalized Linear Models* (Chapman and Hall, 1989).
31. Bolker, B. M. et al. Generalized linear mixed models: a practical guide for ecology and evolution. *Trends Ecol. Evol.* **24**, 127–135 (2009).
32. Adams, D. C. & Anthony, C. D. Using randomisation techniques to analyse behavioural data. *Anim. Behav.* **51**, 733–738 (1996).
33. R Core Team. *R: A Language and Environment for Statistical Computing* (R Foundation for Statistical Computing, 2018).
34. Bates, B., Mächler, M., Bolker, B. & Walker, S. Fitting linear mixed-effects models using lme4. *J. Stat. Softw.* **67**, 1–48 (2015).
35. Sørensen, T. A method of establishing groups of equal amplitude in plant sociology based on similarity of species and its application to analyses of the vegetation on Danish commons. *K. Dan. Vidensk. Selsk.* **5**, 1–34 (1948).
36. Sokal, R. R. & Rohlf, F. J. *Biometry—The Principles and Practice of Statistics in Biological Research* 3rd edn (Freeman & Co., 1995).
37. Handley, C. & Mathew, S. Human large-scale cooperation as a product of competition between cultural groups. *Nat. Commun.* **11**, 702 (2020).
38. Humle, T., Maisels, F., Oates, J. F., Plumptre, A. & Williamson, E. A. *Pan troglodytes* (errata version published in 2018). *IUCN Red List of Threatened Species* (IUCN, 2016); <https://doi.org/10.2305/IUCN.UK.2016-2.RLTS.T15933A17964454.en>

## Acknowledgements

We thank the Max Planck Society Innovation Fund and the Heinz L. Krekeler Foundation for financial support. The funders had no role in study design, data collection and analysis, decision to publish or preparation of the manuscript. For facilitating fieldwork, we thank M. Ter Heegde, L. Tédonzong, N. Wangue Njomen, J. M. Linder, M. Ketchen Eyong, E. Terrade, A. Nzeheke and H. Eshuis, and the volunteers, for help with obtaining Dindéfelo videos. We thank G. Bocksberger, V. Estienne, L. Samuni, L. Benoit and A. Preis for help with the analysis, I. Ordaz-Németh and J. Riedel for their assistance with interobserver reliability tests, A. Bell for advice on calculating cultural  $F_{ST}$ , and the following wildlife and government authorities for permissions to conduct and host research sites in their countries: Ministère de la Recherche Scientifique et de l'Innovation and Ministère des Forêts et de la Faune, Cameroon; Agence Nationale des Parcs Nationaux, Centre National de la Recherche Scientifique and Société Equatoriale d'Exploitation Forestière, Gabon; Ministère des Eaux et Forêts and Ministère de l'Environnement et de l'Assainissement et du Développement Durable, Mali; Ministère de l'Economie Forestière, Ministère de la Recherche Scientifique et Technologique and Agence Congolaise de la Faune et des Aires protégées, Republic of Congo; Direction des Eaux, Forêts et Chasses, Senegal; Tanzania Commission for Science and Technology and Tanzania Wildlife Research Institute, Tanzania.

## Author contributions

C.B., M.A. and H.S.K., designed the study and oversaw data collection. C.B., M.A. and P.D. compiled data for this study. C.B., R.M., S.P. and A.K.K. analysed the data. C.B., R.M. and A.K.K. prepared figures. C.B., A.K.K., M.A. and H.S.K. wrote the manuscript with input from all coauthors. E.A.A., A.B., C.C., V.E.E., M.E.-N., J.M.F., D.F., R.A.H.A., V.H., P.K., M.K., M.L., G.M., D.M., M.M., E.N., S.N., L.J.O., R.O., L.P., A.P., C.S., L.S., F.S., N.T., E.G.W. and J.W. collected data in the field.

## Competing interests

The authors declare no competing interests.

## Additional information

**Supplementary information** is available for this paper at <https://doi.org/10.1038/s41562-020-0890-1>.

**Correspondence and requests for materials** should be addressed to C.B.

**Reprints and permissions information** is available at [www.nature.com/reprints](http://www.nature.com/reprints).

**Publisher's note** Springer Nature remains neutral with regard to jurisdictional claims in published maps and institutional affiliations.

**Editor recognition statement** Primary Handling Editor: Charlotte Payne.

© The Author(s), under exclusive licence to Springer Nature Limited 2020

## Reporting Summary

Nature Research wishes to improve the reproducibility of the work that we publish. This form provides structure for consistency and transparency in reporting. For further information on Nature Research policies, see [Authors & Referees](#) and the [Editorial Policy Checklist](#).

### Statistics

For all statistical analyses, confirm that the following items are present in the figure legend, table legend, main text, or Methods section.

- |     |           |
|-----|-----------|
| n/a | Confirmed |
|-----|-----------|
- The exact sample size ( $n$ ) for each experimental group/condition, given as a discrete number and unit of measurement
  - A statement on whether measurements were taken from distinct samples or whether the same sample was measured repeatedly
  - The statistical test(s) used AND whether they are one- or two-sided  
*Only common tests should be described solely by name; describe more complex techniques in the Methods section.*
  - A description of all covariates tested
  - A description of any assumptions or corrections, such as tests of normality and adjustment for multiple comparisons
  - A full description of the statistical parameters including central tendency (e.g. means) or other basic estimates (e.g. regression coefficient) AND variation (e.g. standard deviation) or associated estimates of uncertainty (e.g. confidence intervals)
  - For null hypothesis testing, the test statistic (e.g.  $F$ ,  $t$ ,  $r$ ) with confidence intervals, effect sizes, degrees of freedom and  $P$  value noted  
*Give  $P$  values as exact values whenever suitable.*
  - For Bayesian analysis, information on the choice of priors and Markov chain Monte Carlo settings
  - For hierarchical and complex designs, identification of the appropriate level for tests and full reporting of outcomes
  - Estimates of effect sizes (e.g. Cohen's  $d$ , Pearson's  $r$ ), indicating how they were calculated

*Our web collection on [statistics for biologists](#) contains articles on many of the points above.*

### Software and code

Policy information about [availability of computer code](#)

- Data collection Data were collected non-invasively in the field, no software was used to collect data.
- Data analysis Data were analyzed using custom code and run in R (version 3.4.4.) statistical environment. All relevant code, functions and raw data tables have been submitted as supplementary data files with the manuscript.

For manuscripts utilizing custom algorithms or software that are central to the research but not yet described in published literature, software must be made available to editors/reviewers. We strongly encourage code deposition in a community repository (e.g. GitHub). See the Nature Research [guidelines for submitting code & software](#) for further information.

### Data

Policy information about [availability of data](#)

All manuscripts must include a [data availability statement](#). This statement should provide the following information, where applicable:

- Accession codes, unique identifiers, or web links for publicly available datasets
- A list of figures that have associated raw data
- A description of any restrictions on data availability

The data for this study have been uploaded as part of the supplementary files (XXXXXXXXXXXXXXXXXXXX) as well as the code used for the statistical analyses (Supplementary DataXXXXXXXXXX).

## Field-specific reporting

Please select the one below that is the best fit for your research. If you are not sure, read the appropriate sections before making your selection.

Life sciences  Behavioural & social sciences  Ecological, evolutionary & environmental sciences

For a reference copy of the document with all sections, see [nature.com/documents/nr-reporting-summary-flat.pdf](http://nature.com/documents/nr-reporting-summary-flat.pdf)

## Behavioural & social sciences study design

All studies must disclose on these points even when the disclosure is negative.

Study description	We conducted a cross-sectional study of 46 wild chimpanzee communities across Africa as part of the Pan African Programme ('PanAf': <a href="http://panafrican.eva.mpg.de">http://panafrican.eva.mpg.de</a> ) and report our findings relevant to termite-fishing culture in this study. Previously, termite fishing was known to occur in 8 chimpanzee communities, with only two distinguishable techniques observed in two communities. Here, using the PanAf sampling, we found 9 new termite-fishing communities, and conducted a detailed ethnographic analysis of termite-fishing techniques observed in a total of 12 chimpanzee communities. This analysis revealed 38 different technical elements as well as community-specific combinations of three to seven elements. Thirty of those were inferred to not be ecologically constrained in any obvious way, permitting the investigation of social influences on chimpanzee termite fishing culture. Using a combination of mixed models, the Sorensen index and a cultural fixation index, we found that the number and combination of elements shared among individuals were more similar within than between communities, thus supporting community-majority conformity in termite-fishing technique.
Research sample	The research includes data collected in the field on wild chimpanzee populations by the PanAf project. All methods for the PanAf can be found freely online at the website ( <a href="http://panafrican.eva.mpg.de">http://panafrican.eva.mpg.de</a> ). For this study, data from 12 chimpanzee communities sampled by the PanAf were included, namely 1463 non-invasive camera-trap videos of 60 seconds in length, containing observations of chimpanzees termite-fishing.
Sampling strategy	The sampling strategy for the PanAf was to conduct a minimum of 1 year of field work on wild chimpanzee communities that were unknown or relatively little was known to scientists in order to better capture the variation present in this species. After 8 years of collecting data at 46 chimpanzee communities across the species range, for a range of 1-30 months, we observed 12 communities termite fishing, 2 of which were already known to do so. This study includes a detailed analyses of this behaviour in those 12 communities.
Data collection	Data collection procedure for the PanAf is available freely online at <a href="http://panafrican.eva.mpg.de/english/approaches_and_methods.php">http://panafrican.eva.mpg.de/english/approaches_and_methods.php</a> and the data collection procedure has also been described in detail in a previous study (Kühl et al. 2019 Science doi:10.1126/science.aau4532; citation number 5 in the manuscript).
Timing	The PanAf data collection began in 2010 and the last site finished in 2018. The number of PanAf months spent in the field at the 12 chimpanzee communities investigated in this particular study averaged 12 months during which camera-trap observations were collected.
Data exclusions	No data from the 12 communities was excluded, all video observations of termite fishing chimpanzees were included in the study and the behaviour of all clearly visible chimpanzees termite-fishing were coded.
Non-participation	There are no participants in this study as it was solely observational, no experiments were conducted and any wild chimpanzee that was recorded termite-fishing on camera-trap videos at these 12 field sites was included.
Randomization	Not applicable as no experiments were conducted.

## Reporting for specific materials, systems and methods

We require information from authors about some types of materials, experimental systems and methods used in many studies. Here, indicate whether each material, system or method listed is relevant to your study. If you are not sure if a list item applies to your research, read the appropriate section before selecting a response.

### Materials & experimental systems

n/a	Involved in the study
<input checked="" type="checkbox"/>	<input type="checkbox"/> Antibodies
<input checked="" type="checkbox"/>	<input type="checkbox"/> Eukaryotic cell lines
<input checked="" type="checkbox"/>	<input type="checkbox"/> Palaeontology
<input type="checkbox"/>	<input checked="" type="checkbox"/> Animals and other organisms
<input checked="" type="checkbox"/>	<input type="checkbox"/> Human research participants
<input checked="" type="checkbox"/>	<input type="checkbox"/> Clinical data

### Methods

n/a	Involved in the study
<input checked="" type="checkbox"/>	<input type="checkbox"/> ChIP-seq
<input checked="" type="checkbox"/>	<input type="checkbox"/> Flow cytometry
<input checked="" type="checkbox"/>	<input type="checkbox"/> MRI-based neuroimaging

## Animals and other organisms

---

Policy information about [studies involving animals](#); [ARRIVE guidelines](#) recommended for reporting animal research

Laboratory animals

No laboratory animals were used in this study.

Wild animals

All methods for collecting data using the PanAf protocol are non-invasive and observational via infrared-sensor camera-trap devices. This study included data on 248 individually identified chimpanzees (adults, adolescents, and young of both sexes).

Field-collected samples

No organic sample collection or lab work was used for this study.

Ethics oversight

Multiple government ministries and organizations approved and provided the PanAf with research permits to conduct field work in their countries. These are all listed in the Acknowledgments of the manuscript.

Note that full information on the approval of the study protocol must also be provided in the manuscript.